




Institución Universitaria Bellas Artes y Ciencias de Bolívar

INFORME EJECUCION INGRESOS



Vigencia: 2021
Fecha De Corte: 31-01-2021

| odigo Presupuestal | Descripcion | Fuente | Apro. Inic | Adicion | Reduccion | Apropiación Definitiva | Ejec. Mes. Anterior | Ejec Mes | Devoluciones | Total Ejecucion | Saldos Por Recaudar | % Eje |
|---------------------|---|------------------|----------------|---------|-----------|------------------------|---------------------|-------------|--------------|-----------------|---------------------|-------|
| | Ingresos | | 21,576,768,155 | 0 | 0 | 21,576,768,155 | 0 | 891,331,353 | 0 | 891,331,353 | 20,685,436,802 | 4 |
| 1 | Ingresos Corrientes | | 14,502,879,358 | 0 | 0 | 14,502,879,358 | 0 | 326,562,904 | 0 | 326,562,904 | 14,176,316,454 | 2 |
| 1.02 | Ingresos no tributarios | | 14,502,879,358 | 0 | 0 | 14,502,879,358 | 0 | 326,562,904 | 0 | 326,562,904 | 14,176,316,454 | 2 |
| 1.02.05 | Venta de bienes y servicios | | 2,456,930,321 | 0 | 0 | 2,456,930,321 | 0 | 27,806,727 | 0 | 27,806,727 | 2,429,123,594 | 1 |
| 1.02.05.001 | Ventas de establecimientos de mercado | | 2,346,930,321 | 0 | 0 | 2,346,930,321 | 0 | 26,016,657 | 0 | 26,016,657 | 2,320,913,664 | 1 |
| 1.02.05.001.09-0003 | ACADEMICOS POSTGRADO | Recursos Propios | 1,000 | 0 | 0 | 1,000 | 0 | 0 | 0 | 0 | 1,000 | 0 |
| 1.02.05.001.09-0004 | DISEÑO GRAFICO | Recursos Propios | 703,836,558 | 0 | 0 | 703,836,558 | 0 | 0 | 0 | 0 | 703,836,558 | 0 |
| 1.02.05.001.09-0005 | MUSICA | Recursos Propios | 411,292,095 | 0 | 0 | 411,292,095 | 0 | 313,838 | 0 | 313,838 | 410,978,257 | 0 |
| 1.02.05.001.09-0006 | ARTES PLASTICAS | Recursos Propios | 228,423,489 | 0 | 0 | 228,423,489 | 0 | 16,079 | 0 | 16,079 | 228,407,410 | 0 |
| 1.02.05.001.09-0007 | ARTES ESCENICAS | Recursos Propios | 150,080,339 | 0 | 0 | 150,080,339 | 0 | 0 | 0 | 0 | 150,080,339 | 0 |
| 1.02.05.001.09-0008 | DISEÑO INDUSTRIAL | Recursos Propios | 207,925,054 | 0 | 0 | 207,925,054 | 0 | 0 | 0 | 0 | 207,925,054 | 0 |
| 1.02.05.001.09-0009 | COMUNICACION AUDIOVISUAL | Recursos Propios | 455,371,786 | 0 | 0 | 455,371,786 | 0 | 202,740 | 0 | 202,740 | 455,169,046 | 0 |
| 1.02.05.001.09-0010 | PROYECCION SOCIAL | Recursos Propios | 90,000,000 | 0 | 0 | 90,000,000 | 0 | 0 | 0 | 0 | 90,000,000 | 0 |
| 1.02.05.001.09-0011 | EDUCACION CONTINUA | Recursos Propios | 20,000,000 | 0 | 0 | 20,000,000 | 0 | 2,509,600 | 0 | 2,509,600 | 17,490,400 | 13 |
| 1.02.05.001.09-0012 | OTROS DERECHOS ACADEMICOS | Recursos Propios | 80,000,000 | 0 | 0 | 80,000,000 | 0 | 22,974,400 | 0 | 22,974,400 | 57,025,600 | 29 |
| 1.02.05.002 | Ventas incidentales de establecimientos no de mercado | | 110,000,000 | 0 | 0 | 110,000,000 | 0 | 1,790,070 | 0 | 1,790,070 | 108,209,930 | 2 |
| 1.02.05.002.07-0013 | ARRENDAMIENTO ESPACIOS INSTITUCIONALES | Recursos Propios | 50,000,000 | 0 | 0 | 50,000,000 | 0 | 0 | 0 | 0 | 50,000,000 | 0 |
| 1.02.05.002.09 | Servicios para la comunidad sociales y personales | | 60,000,000 | 0 | 0 | 60,000,000 | 0 | 1,790,070 | 0 | 1,790,070 | 58,209,930 | 3 |
| 1.02.05.002.09-0014 | OTROS INGRESOS-VENTA DE SERVICIOS | Recursos Propios | 30,000,000 | 0 | 0 | 30,000,000 | 0 | 1,790,070 | 0 | 1,790,070 | 28,209,930 | 6 |
| 1.02.05.002.09-0015 | RECUPERACION DE CARTERA - ESTUDIANTES | Recursos Propios | 30,000,000 | 0 | 0 | 30,000,000 | 0 | 0 | 0 | 0 | 30,000,000 | 0 |
| 1.02.06 | Transferencias corrientes | | 12,045,949,037 | 0 | 0 | 12,045,949,037 | 0 | 298,756,177 | 0 | 298,756,177 | 11,747,192,860 | 2 |
| 1.02.06.006 | Transferencias de otras entidades del gobierno general | | 12,045,949,037 | 0 | 0 | 12,045,949,037 | 0 | 298,756,177 | 0 | 298,756,177 | 11,747,192,860 | 2 |
| 1.02.06.006.02-0016 | DEVOLUCION DE IVA | Recursos Propios | 630,000,000 | 0 | 0 | 630,000,000 | 0 | 298,756,177 | 0 | 298,756,177 | 331,243,823 | 47 |
| 1.02.06.006.06-0001 | PRODESARROLLO DEPARTAMENTAL | Recursos Propios | 1,311,712,762 | 0 | 0 | 1,311,712,762 | 0 | 0 | 0 | 0 | 1,311,712,762 | 0 |
| 1.02.06.006.06-0002 | PROCULTURA DEPARTAMENTAL | Recursos Propios | 3,290,149,275 | 0 | 0 | 3,290,149,275 | 0 | 0 | 0 | 0 | 3,290,149,275 | 0 |
| 1.02.06.006.06-0019 | APORTE PFC (Ley 955 de 2019, art 183) | Recursos Propios | 1,000 | 0 | 0 | 1,000 | 0 | 0 | 0 | 0 | 1,000 | 0 |
| 1.02.06.006.06-0020 | APORTE SANEAMIENTO DE PASIVOS. (Ley 1955 de 2019 art 183) | Recursos Propios | 1,000 | 0 | 0 | 1,000 | 0 | 0 | 0 | 0 | 1,000 | 0 |
| 1.02.06.006.06-0021 | APORTE FUNCIONAM ITTU (Ley 1955 de 2019 art 183) | Recursos Propios | 1,000 | 0 | 0 | 1,000 | 0 | 0 | 0 | 0 | 1,000 | 0 |
| 1.02.06.006.06-0022 | EXCED COOP (Ley 1819 de 2016, art 142, par. 2) | Recursos Propios | 1,000 | 0 | 0 | 1,000 | 0 | 0 | 0 | 0 | 1,000 | 0 |
| 1.02.06.006.06-0023 | CONVENIO GOBERNACIÓN DE BOLÍVAR | Recursos Propios | 1,000 | 0 | 0 | 1,000 | 0 | 0 | 0 | 0 | 1,000 | 0 |
| 1.02.06.006.06-0024 | CONVENIO SECTOR PÚBLICO | Recursos Propios | 1,000 | 0 | 0 | 1,000 | 0 | 0 | 0 | 0 | 1,000 | 0 |
| 1.02.06.006.06-0032 | APORTE DEPARTAMENTAL | Recursos Propios | 6,814,080,000 | 0 | 0 | 6,814,080,000 | 0 | 0 | 0 | 0 | 6,814,080,000 | 0 |

114



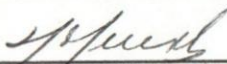
Institución Universitaria Bellas Artes y Ciencias de Bolívar

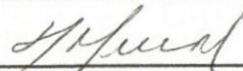
INFORME EJECUCION INGRESOS

Vigencia: 2021
Fecha De Corte: 31-01-2021



| Codigo Presupuestal | Descripcion | Fuente | Apro. Inic | Adicion | Reduccion | Apropiacion Definitiva | Ejec. Mes. Anterior | Ejec Mes | Devoluciones | Total Ejecucion | Saldos Por Recaudar | % Eje |
|---------------------|---|------------------|--------------------------|-------------|-------------|--------------------------|---------------------|-----------------------|--------------|-----------------------|--------------------------|-------|
| 1.02.06.006.06-0033 | APORTE DISTRITAL | Recursos Propios | 1,000 | 0 | 0 | 1,000 | 0 | 0 | 0 | 0 | 1,000 | 0 |
| 2 | Recursos de capital | | 7,073,886,797 | 0 | 0 | 7,073,886,797 | 0 | 564,768,449 | 0 | 564,768,449 | 6,509,120,348 | 8 |
| 2.05 | Rendimientos financieros | | 15,761,630 | 0 | 0 | 15,761,630 | 0 | 94,685 | 0 | 94,685 | 15,666,945 | 1 |
| 2.05.02-0017 | RENDIMIENTOS FINANCIEROS | Recursos Propios | 15,761,630 | 0 | 0 | 15,761,630 | 0 | 94,685 | 0 | 94,685 | 15,666,945 | 1 |
| 2.08 | Transferencias de capital | | 100,000,000 | 0 | 0 | 100,000,000 | 0 | 3,452,680 | 0 | 3,452,680 | 96,547,320 | 3 |
| 2.08.01 | Donaciones | | 100,000,000 | 0 | 0 | 100,000,000 | 0 | 3,452,680 | 0 | 3,452,680 | 96,547,320 | 3 |
| 2.08.01.003 | Del sector privado | | 100,000,000 | 0 | 0 | 100,000,000 | 0 | 3,452,680 | 0 | 3,452,680 | 96,547,320 | 3 |
| 2.08.01.003.01-0018 | CONVENIO SECTOR PRIVADO | Recursos Propios | 100,000,000 | 0 | 0 | 100,000,000 | 0 | 3,452,680 | 0 | 3,452,680 | 96,547,320 | 3 |
| 2.09 | Recuperación de cartera - préstamos | | 6,958,127,167 | 0 | 0 | 6,958,127,167 | 0 | 561,221,084 | 0 | 561,221,084 | 6,396,906,083 | 8 |
| 2.09.02 | De otras entidades de gobierno | | 6,958,127,167 | 0 | 0 | 6,958,127,167 | 0 | 561,221,084 | 0 | 561,221,084 | 6,396,906,083 | 8 |
| 2.09.02-0029 | RECUPERACION DE CARTERA - APORTE DEPARTAMENTAL | Recursos Propios | 6,429,000,000 | 0 | 0 | 6,429,000,000 | 0 | 0 | 0 | 0 | 6,429,000,000 | 0 |
| 2.09.02-0031 | RECUPERACION DE CARTERA - ESTAMPILLAS DEPARTAMENTALES | Recursos Propios | 509,127,167 | 0 | 0 | 509,127,167 | 0 | 0 | 0 | 0 | 509,127,167 | 0 |
| 2.09.02-0034 | RECUPERACION DE CARTERA - CONVENIO SECTOR PUBLICO | Recursos Propios | 20,000,000 | 0 | 0 | 20,000,000 | 0 | 561,221,084 | 0 | 561,221,084 | -541,221,084 | 2806 |
| Totales | | | 21,576,768,155,00 | 0,00 | 0,00 | 21,576,768,155,00 | 0,00 | 891,331,353,00 | 0,00 | 891,331,353,00 | 20,685,436,802,00 | |


LUDYS. MOLINA JIMENEZ
RECTORA (E)


LUDYS. MOLINA JIMENEZ
VICERECTORA ADMINISTRATIVA